



UMS
UNIVERSITI MALAYSIA SABAH


OPEN EDUCATIONAL RESOURCES

GUIDANCE FOR USERS OF THE UMS OER



What are we going to learn today?

- The concept of Open Educational Resources (OER).
- How can we **generate** an Open License?
- How can we **host content** at UMS OER Repository?
- What can and what cannot be hosted?
- **Linking** your OER content to UMS SMPPI.



**Open
Educational
Resources**





FIND COURSES ▾

For Educators ▾

Give Now ▾

About ▾

Search



Search Tips

Chalk Radio Podcast

Real conversations with inspiring MIT faculty about how they teach.

[» Listen now](#)



Support OCW

OCW gives me the opportunity to learn and discover present-day technology in a very fascinating and exciting way."



Alessandro

Italy

GIVE NOW





The Official Portal of
INTELLECTUAL PROPERTY CORPORATION OF MALAYSIA (MyIPO)

INTELLECTUAL PROPERTY

I. P.



Patent



Industrial design



Copyright



Geographic indication



Integrated circuit (I.C.) design



Trademark



Trade secret

WHAT ARE OER ?

- Open Educational Resources (OER) are teaching, learning and research materials in **any medium** – digital or otherwise – that reside in the public domain or have been released under an **open license** that permits no-cost access, use, adaptation and redistribution by others with no or limited restrictions.
- OER form part of 'Open Solutions', alongside Free and Open Source software (**FOSS**), Open Access (**OA**), Open Data (**OD**) and crowdsourcing platforms.

CATEGORIES OF OPEN LICENSES



Public Domain


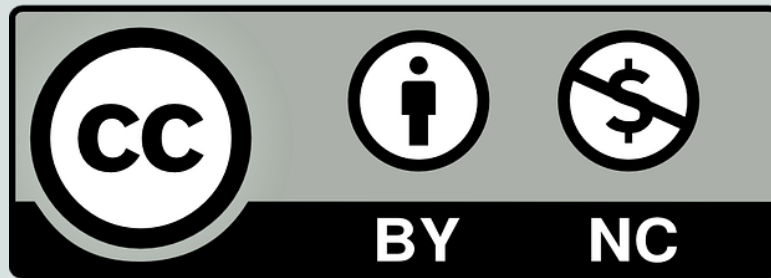

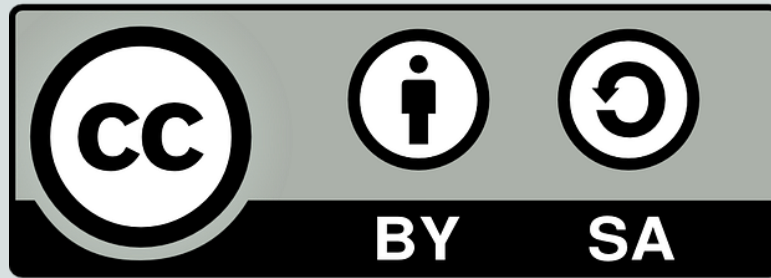


Creative Commons

CREATIVE COMMONS



LICENSES: WHAT DO THEY IMPLY?




LEAST RESTRICTIVE



The user must cite you as the author of the work, **but he or she is free** to reuse, remix, adapt or repurpose your work for commercial or non-commercial use.

MOST RESTRICTIVE



The user must cite you as the author of the work, but he or she **may not** commercialize or modify your work in any manner. It must be reproduced in its original form.

GENERATING YOUR OPEN LICENSE

License Features

Your choices on this panel will update the other panels on this page.

Allow adaptations of your work to be shared?



Yes



No



Yes, as long as others share alike

Allow commercial uses of your work?



Yes



No



Selected License

Attribution 4.0 International



This is a Free Culture License!



IMPROVING YOUR VISIBILITY: METADATA

Help others attribute you!

This part is optional, but filling it out adds machine-readable metadata to the HTML!

TASL

Title of work

Attribute work to name

Attribute work to URL


Source work URL

More permissions URL

Format of work

License mark

Have a web page?



This work is licensed under a [Creative Commons Attribution 4.0 International License](#).

Copy this code to let your visitors know!

```
<code>?ense"
ref="http://creativecommons.org/licenses/by/4.
0/"><img alt="Creative Commons Licence"
e="border-width:0"
src="https://i.creativecommons.org/l/by/4.0/88x</code>
```

Normal Icon **Compact Icon**

Learn [how to share your work with existing communities](#) that have enabled Creative Commons licensing.

REPURPOSING OF OER MATERIAL

- The underlying philosophy that drives Open Licensing is the repurposing of CC material.
- Embedding CC material into your creating with appropriate attribution.
- Increase in the number of citations.
- MyRA: non-peer reviewed publications.



UMS OER: <https://oer.ums.edu.my/>

The screenshot shows the homepage of the UMS Open Education Resources Centre. The header is dark blue with the UMS logo and name on the left, the text 'OPEN EDUCATION RESOURCES CENTRE' in the middle, and the 'OER@UMS' logo on the right. Below the header, there is a navigation bar with 'OER@UMS Home'. The main content area is divided into three sections: a search bar on the left, a repository description in the middle, and a large banner on the right. The search bar has a text input field and a 'Go' button. The repository description explains that OER@UMS is a digital service for collecting, preserving, and distributing digital material. The banner features a globe with a magnifying glass, surrounded by icons for a person, a laptop, a microscope, a globe, a basketball, and a palette, with the text 'OPEN EDUCATIONAL RESOURCES' in large letters. Logos for OER@UMS and UMS are in the top right of the banner, and an 'Eco-Campus' logo is in the bottom right.

UMS UNIVERSITI MALAYSIA SABAH

OPEN EDUCATION RESOURCES CENTRE

OER@UMS
OPEN EDUCATIONAL RESOURCES

OER@UMS Home

Search OER@UMS

Go

Browse

- All of OER@UMS
- [Communities & Collections](#)
- [By Issue Date](#)
- [Authors](#)
- [Titles](#)
- [Subjects](#)

My Account

- [Login](#)
- [Register](#)

OER@UMS Repository

OER@UMS is a digital service that collects, preserves, and distributes digital material. Repositories are important tools for preserving an organization's legacy; they facilitate digital preservation and scholarly communication.

OPEN EDUCATIONAL RESOURCES

OER@UMS UMS
UNIVERSITI MALAYSIA SABAH

Eco-Campus
UNIVERSITI MALAYSIA SABAH

UMS OER



**Attribution-NonCommercial-ShareAlike
2.0 Generic (CC BY-NC-SA 2.0)**

REGISTRATION AT UMS OER

- **STEP 1:** Register by submitting your email for verification.
- **STEP 2:** You will receive an email from the administrator verifying your email.
- **STEP 3:** Update your profile.
- You may now proceed to the **deposit content** at the UMS OER

COMMUNITIES & COLLECTIONS



The UMS OER database categorises content in terms of communities and collections.



Communities: Faculty, Institute or Center.



Collection: (Specific types)

COLLECTIONS



E-Articles



E-Books



E-Notes



E-Poster



Educational Videos

MULTIPLE OPTIONS FOR CONTENT CREATION



Article deposited as .pdf files.



Videos as links to public databases.



Lecture notes as .pdf content.



E-books: eISBN

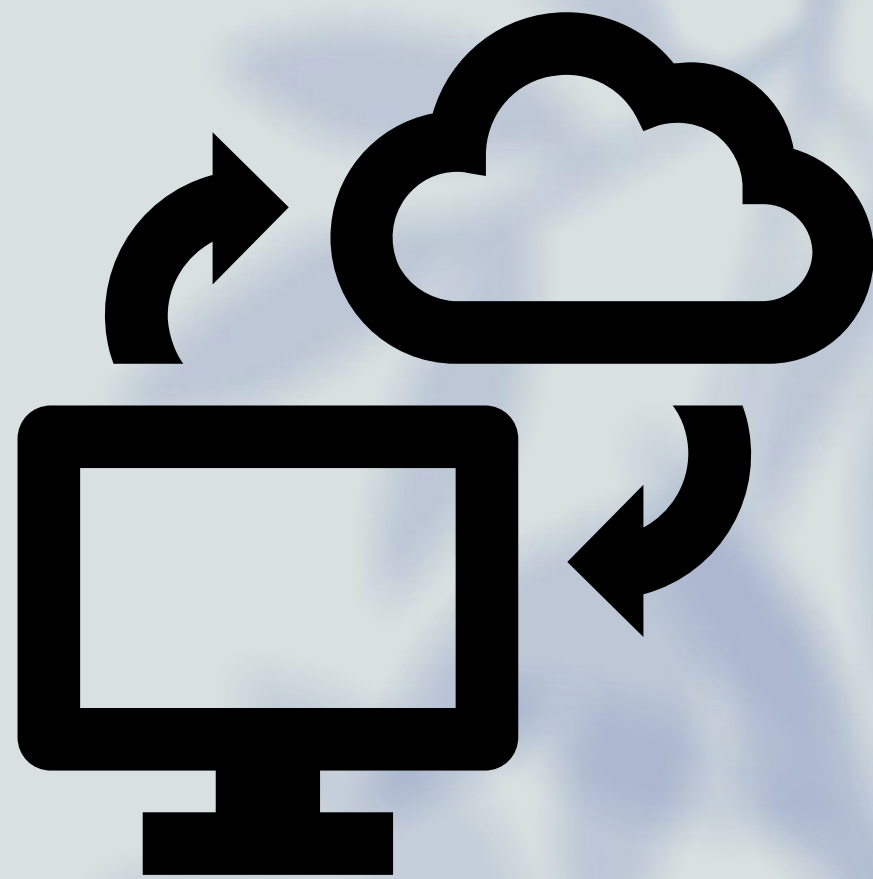



E-article: eISSN

TERMS & CONDITIONS

- Copyrighted material may not be uploaded at UMS OER.
- Intellectual Property (IP) and Potential IP.
- **Plagiarism check.**
- Author contribution.
- Student's projects.
- Repurposed material.
- Agree to share under the license of the UMS OER

DEPOSITING
CONTENT AT
UMS OER





GETTING STARTED: VIDEOS

A .pdf copy of the video thumbnail.

Specific information related to the video.

Author names.

Tags or keywords.

The link at a public database or website (CC-BY).

STEP BY STEP: VIDEO FILES

1

Create your video file in the required format (mp4)

2

Upload your file at a publicly accessible database (YouTube).

3

The license type must be CC-BY

4

The link to the file can be deposited at UMS OER.

5

Ensure that the file is always accessible (no broken links).

STEP BY STEP: AUDIO FILES

1

Create your video file in the required format (mp3)

2

Upload your file at a publicly accessible database (Soundcloud).

3

The license type must be CC-BY

4

The link to the file can be deposited at UMS OER.

5

Ensure that the file is always accessible (no broken links).

STEP BY STEP: LECTURE NOTES

- Prepare your lecture notes in presentation format.
- Incorporate the **CC license** on the first slide of your lecture notes.
- If you have used any CC licensed material in your lecture notes use the **TASL attribution**.
- Convert your lecture notes to .pdf format.
- The lecture notes are now ready for upload to the UMS OER

TUTORIAL AT UMS OER



Please login to your UMS OER account.



If you have not registered, please register now.



The administrators are on standby to assist you.



We will begin by learning how to upload a basic lecture note and the necessary information.

Link to your Google Scholar

- The material deposited at UMS OER will be visible on your UMS **Google Scholar** account after you receive the confirmatory email from UMS OER.
- If it is **not visible**, check your Google Scholar settings and the author names.

Link to UMS SMPPI

- After you have deposited the content at the UMS OER and received the confirmatory email, please deposit the link and necessary information at UMS SMPPI.
- Select the PUBLICATION \ Publication v2
- Add New Publication
- Category: General
- Select appropriate sub-category.


Link to SmartUMS V3

- All your teaching material can be deposited at UMS OER.
- The material can be accessed by students via a direct link at SMARTV3.
- Advantages: reduced time for upload / download and tracking of content access via analytics.

TUTORIAL



Please keep your content ready
as per the format for OER.



This session is being recorded
for future reference.

UMS OER Helpdesk



Contact: zulfadhlee@ums.edu.my



Contact: norazzaleza@ums.edu.my